

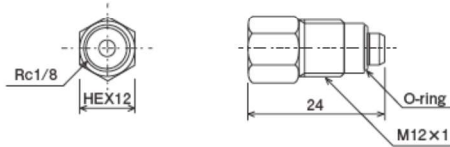
# MG2 Valve Junctions & Special Fittings

For MG2 · MG2C metering valve installation

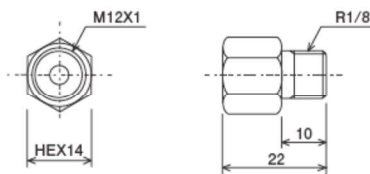


For piping connection parts, see P. 51

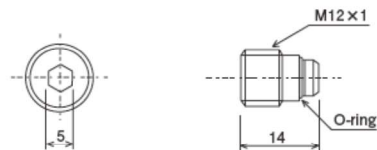
## Dimensional drawing



[Connector assembly]



[Adapter]



[Plug assembly]

## Model

Model	Part Number
SCP	619803

●Material: Brass (C3604)

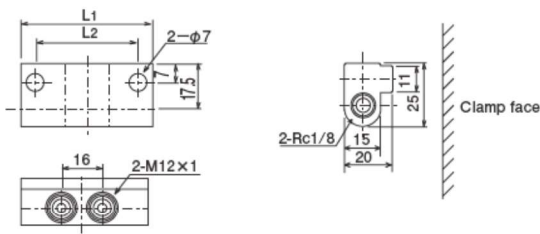
Model	Part Number
Adapter for MG2 or M02	611825

●Material: Brass (C3604)

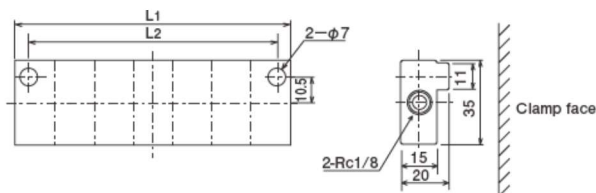
Model	Part Number
BPP	619802

●Material: Steel (SUM24)

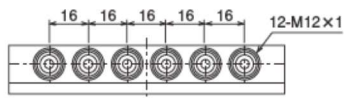
Positive Displacement  
Injector (PDI) System for  
Small-Medium Machines



[Junction JVPA-2S]



[Junction JVPA-12D]



Model	Part Number	Specification	L <sub>1</sub>	L <sub>2</sub>
JVPA- 1S	216001	Single type for 1 port	33	22
JVPA- 2S	216002	Single type for 2 ports	49	38
JVPA- 3S	216003	Single type for 3 ports	65	54
JVPA- 4S	216004	Single type for 4 ports	81	70
JVPA- 5S	216005	Single type for 5 ports	97	86
JVPA- 6S	216006	Single type for 6 ports	113	102
JVPA- 7S	216007	Single type for 7 ports	129	118
JVPA- 8S	216008	Single type for 8 ports	145	134
JVPA- 9S	216009	Single type for 9 ports	161	150
JVPA-10S	216010	Single type for 10 ports	177	166
JVPA-11S	216011	Single type for 11 ports	193	182
JVPA-12S	216012	Single type for 12 ports	209	198

Model	Part Number	Specification	L <sub>1</sub>	L <sub>2</sub>
JVPA- 2D	216021	Double type for 2 ports	33	11
JVPA- 4D	216022	Double type for 4 ports	49	38
JVPA- 6D	216023	Double type for 6 ports	65	54
JVPA- 8D	216024	Double type for 8 ports	81	70
JVPA-10D	216025	Double type for 10 ports	97	86
JVPA-12D	216026	Double type for 12 ports	113	102
JVPA-14D	216027	Double type for 14 ports	129	118
JVPA-16D	216028	Double type for 16 ports	145	134

●Material: Aluminium (A6063S-T5)